







### Groups of Previously Taught Sounds

\*Note: new sounds are to be added only after they have been introduced and mastered as an individual sound. Be sure to continue to give practice with old sounds.

Teacher says, "Get ready to tell me all these sounds."

Touch the box for the first sound, "First sound, get ready." Touch the ball, hold for two seconds then slash to the end of the arrow.

Touch the box for the next sound, "Next sound, get ready." Touch the ball, hold for two seconds then slash to the end of the arrow.



### **Groups of Previously Taught Sounds**

\*Note: new sounds are to be added only after they have been introduced and mastered as an individual sound. Be sure to continue to give practice with old sounds.

### Groups of Previously Taught Sounds

\*Note: new sounds are to be added only after they have been introduced and mastered as an individual sound. Be sure to continue to give practice with old sounds.

Teacher says, "Get ready to tell me all these sounds."

Touch the box for the first sound, "First sound, get ready." Touch the ball, hold for two seconds then slash to the end of the arrow.

Touch the box for the next sound, "Next sound, get ready." Touch the ball, hold for two seconds then slash to the end of the arrow.

a



m



m



s



s



a



### **Groups of Previously Taught Sounds**

\*Note: new sounds are to be added only after they have been introduced and mastered as an individual sound. Be sure to continue to give practice with old sounds.




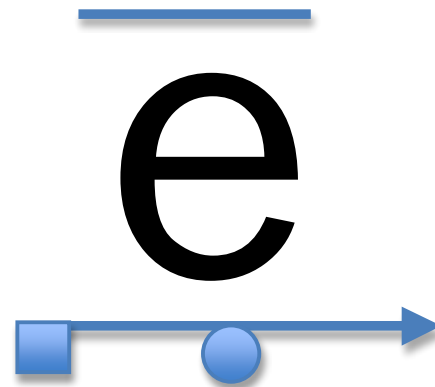
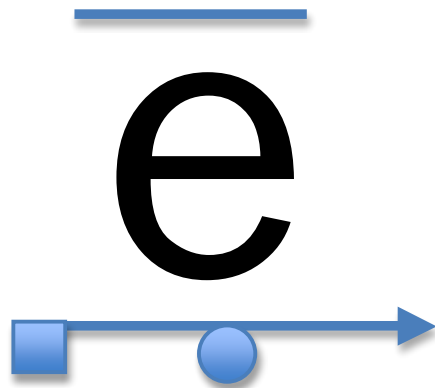

### Groups of Previously Taught Sounds

\*Note: new sounds are to be added only after they have been introduced and mastered as an individual sound. Be sure to continue to give practice with old sounds.

Teacher says, "Get ready to tell me all these sounds."

Touch the box for the first sound, "First sound, get ready." Touch the ball, hold for two seconds then slash to the end of the arrow.

Touch the box for the next sound, "Next sound, get ready." Touch the ball, hold for two seconds then slash to the end of the arrow.



### **Groups of Previously Taught Sounds**

\*Note: new sounds are to be added only after they have been introduced and mastered as an individual sound. Be sure to continue to give practice with old sounds.




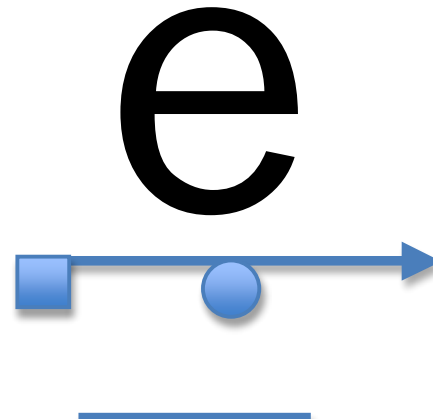
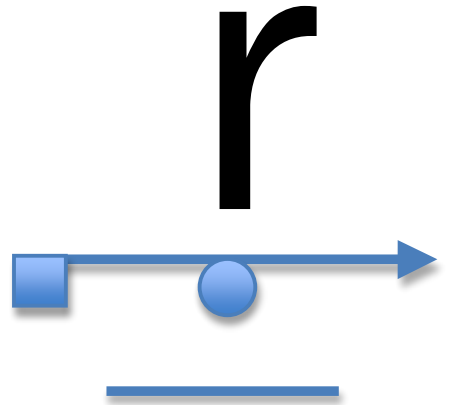
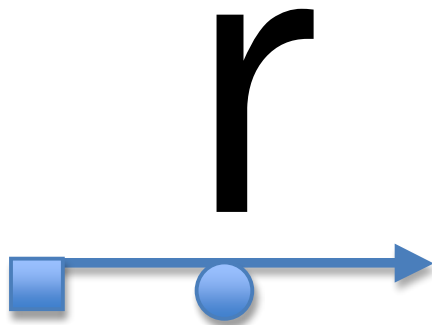
### Groups of Previously Taught Sounds

\*Note: new sounds are to be added only after they have been introduced and mastered as an individual sound. Be sure to continue to give practice with old sounds.

Teacher says, "Get ready to tell me all these sounds."

Touch the box for the first sound, "First sound, get ready." Touch the ball, hold for two seconds then slash to the end of the arrow.

Touch the box for the next sound, "Next sound, get ready." Touch the ball, hold for two seconds then slash to the end of the arrow.



### **Groups of Previously Taught Sounds**

\*Note: new sounds are to be added only after they have been introduced and mastered as an individual sound. Be sure to continue to give practice with old sounds.



### **Groups of Previously Taught Sounds**

\*Note: new sounds are to be added only after they have been introduced and mastered as an individual sound. Be sure to continue to give practice with old sounds.



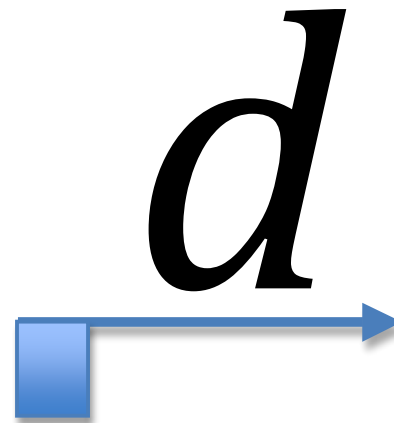
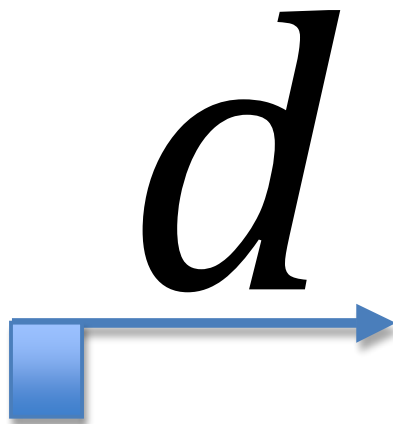


### Groups of Previously Taught Sounds

\*Note: new sounds are to be added only after they have been introduced and mastered as an individual sound. Be sure to continue to give practice with old sounds.

Teacher says, "Get ready to tell me all these sounds."

Touch the box for the first sound, "First sound, get ready." Touch the ball, hold for two seconds then slash to the end of the arrow.

Touch the box for the next sound, " Next sound, get ready." Touch the ball, hold for two seconds then slash to the end of the arrow.



### **Groups of Previously Taught Sounds**

\*Note: new sounds are to be added only after they have been introduced and mastered as an individual sound. Be sure to continue to give practice with old sounds.

### Groups of Previously Taught Sounds

\*Note: new sounds are to be added only after they have been introduced and mastered as an individual sound. Be sure to continue to give practice with old sounds.

Teacher says, "Get ready to tell me all these sounds."

Touch the box for the first sound, "First sound, get ready." Touch the ball, hold for two seconds then slash to the end of the arrow.

Touch the box for the next sound, "Next sound, get ready." Touch the ball, hold for two seconds then slash to the end of the arrow.

m



i



i



i



e



i



### **Groups of Previously Taught Sounds**

\*Note: new sounds are to be added only after they have been introduced and mastered as an individual sound. Be sure to continue to give practice with old sounds.







### Groups of Previously Taught Sounds

\*Note: new sounds are to be added only after they have been introduced and mastered as an individual sound. Be sure to continue to give practice with old sounds.

Teacher says, "Get ready to tell me all these sounds."

Touch the box for the first sound, "First sound, get ready." Touch the ball, hold for two seconds then slash to the end of the arrow.

Touch the box for the next sound, " Next sound, get ready." Touch the ball, hold for two seconds then slash to the end of the arrow.



### Groups of Previously Taught Sounds

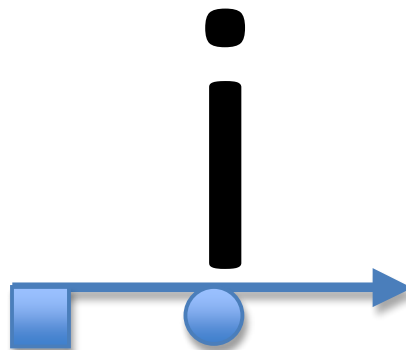

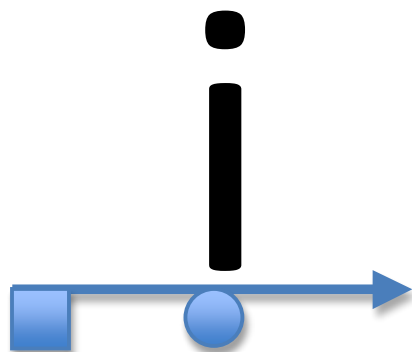
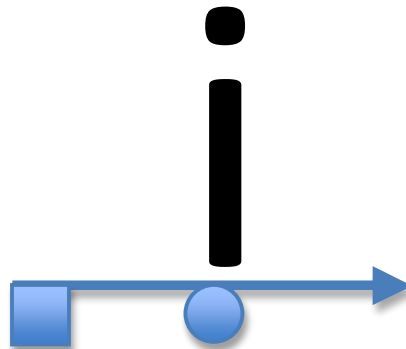
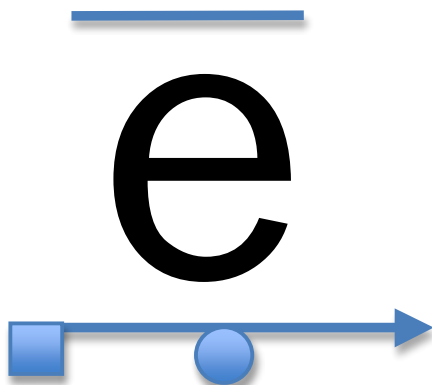
\*Note: new sounds are to be added only after they have been introduced and mastered as an individual sound. Be sure to continue to give practice with old sounds.

Teacher says, "Get ready to tell me all these sounds."

Touch the box for the first sound, "First sound, get ready." Touch the ball, hold for two seconds then slash to the end of the arrow.

Touch the box for the next sound, "Next sound, get ready." Touch the ball, hold for two seconds then slash to the end of the arrow.

m









### Groups of Previously Taught Sounds

\*Note: new sounds are to be added only after they have been introduced and mastered as an individual sound. Be sure to continue to give practice with old sounds.

Teacher says, "Get ready to tell me all these sounds."

Touch the box for the first sound, "First sound, get ready." Touch the ball, hold for two seconds then slash to the end of the arrow.

Touch the box for the next sound, "Next sound, get ready." Touch the ball, hold for two seconds then slash to the end of the arrow.





### **Groups of Previously Taught Sounds**

\*Note: new sounds are to be added only after they have been introduced and mastered as an individual sound. Be sure to continue to give practice with old sounds.


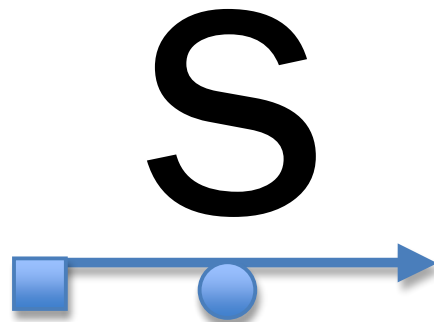




### Groups of Previously Taught Sounds

\*Note: new sounds are to be added only after they have been introduced and mastered as an individual sound. Be sure to continue to give practice with old sounds.

Teacher says, "Get ready to tell me all these sounds."

Touch the box for the first sound, "First sound, get ready." Touch the ball, hold for two seconds then slash to the end of the arrow.

Touch the box for the next sound, "Next sound, get ready." Touch the ball, hold for two seconds then slash to the end of the arrow.



### **Groups of Previously Taught Sounds**

\*Note: new sounds are to be added only after they have been introduced and mastered as an individual sound. Be sure to continue to give practice with old sounds.

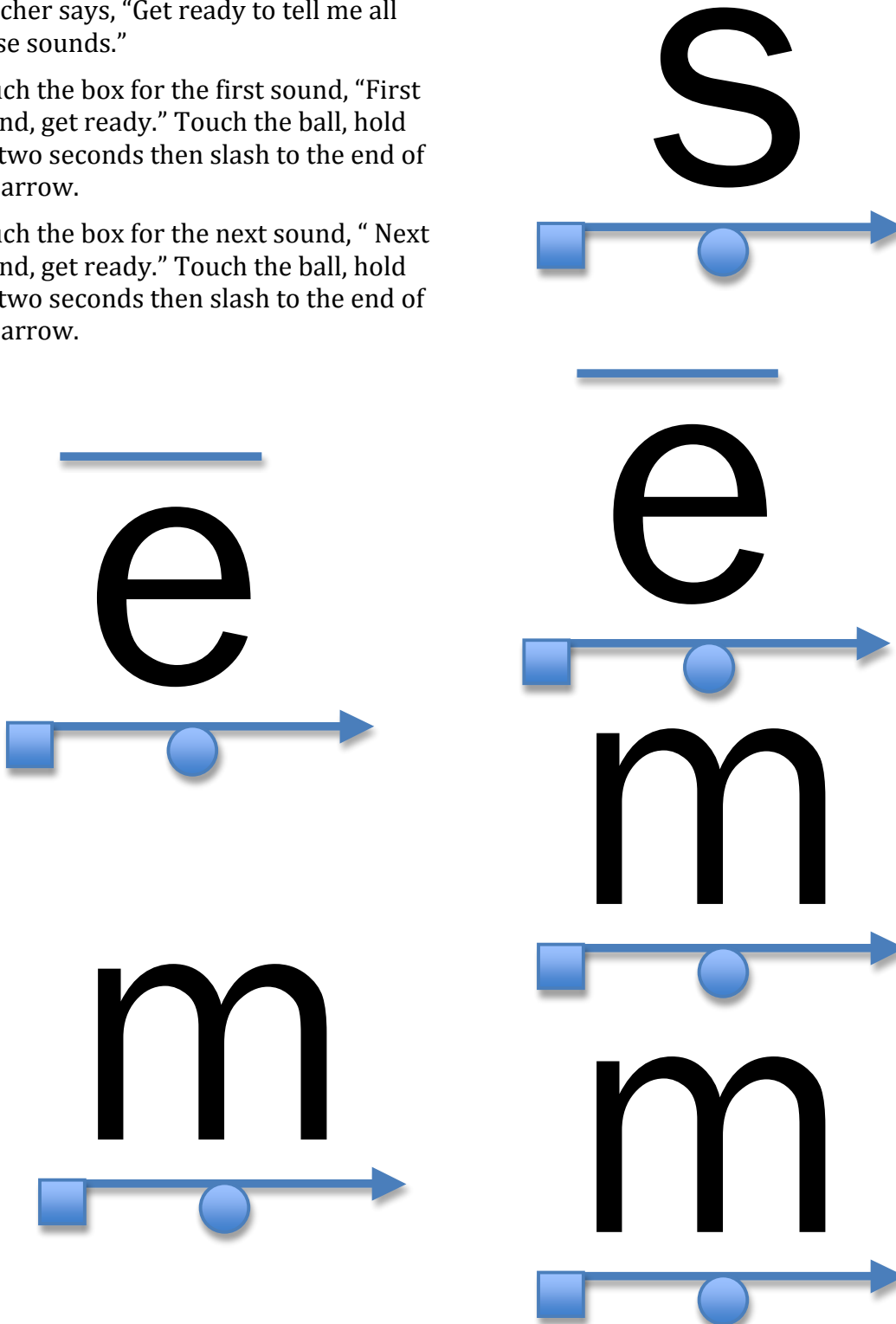
### Groups of Previously Taught Sounds

\*Note: new sounds are to be added only after they have been introduced and mastered as an individual sound. Be sure to continue to give practice with old sounds.

Teacher says, "Get ready to tell me all these sounds."

Touch the box for the first sound, "First sound, get ready." Touch the ball, hold for two seconds then slash to the end of the arrow.

Touch the box for the next sound, " Next sound, get ready." Touch the ball, hold for two seconds then slash to the end of the arrow.



### **Groups of Previously Taught Sounds**

\*Note: new sounds are to be added only after they have been introduced and mastered as an individual sound. Be sure to continue to give practice with old sounds.

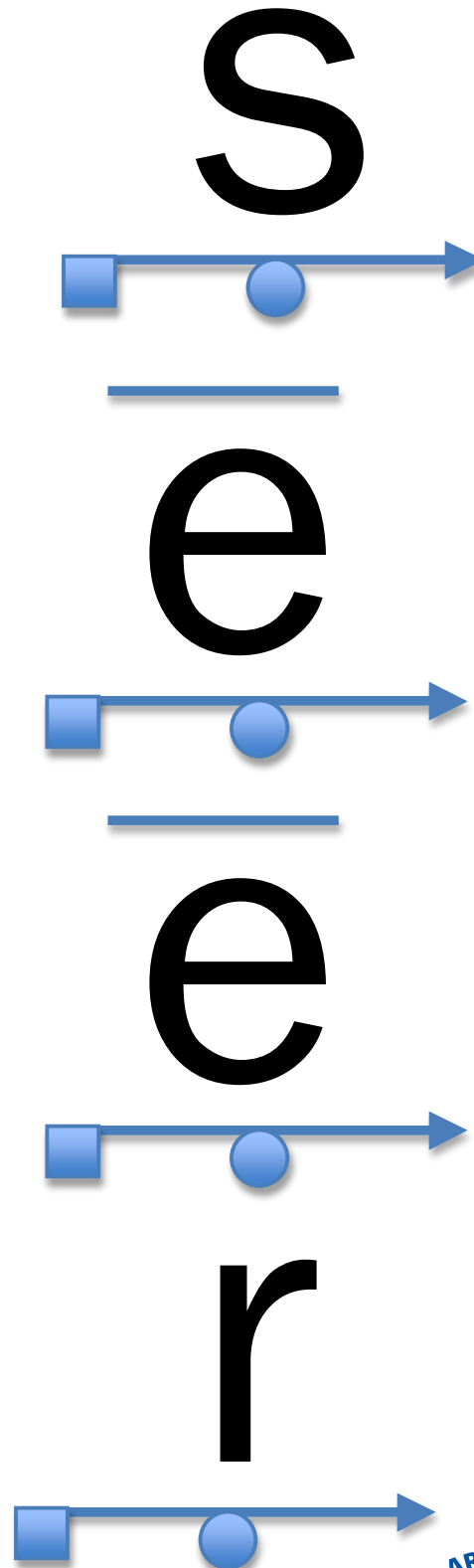


### Groups of Previously Taught Sounds

\*Note: new sounds are to be added only after they have been introduced and mastered as an individual sound. Be sure to continue to give practice with old sounds.

Teacher says, "Get ready to tell me all these sounds."

Touch the box for the first sound, "First sound, get ready." Touch the ball, hold for two seconds then slash to the end of the arrow.

Touch the box for the next sound, " Next sound, get ready." Touch the ball, hold for two seconds then slash to the end of the arrow.



### **Groups of Previously Taught Sounds**

\*Note: new sounds are to be added only after they have been introduced and mastered as an individual sound. Be sure to continue to give practice with old sounds.

### **Groups of Previously Taught Sounds**

\*Note: new sounds are to be added only after they have been introduced and mastered as an individual sound. Be sure to continue to give practice with old sounds.



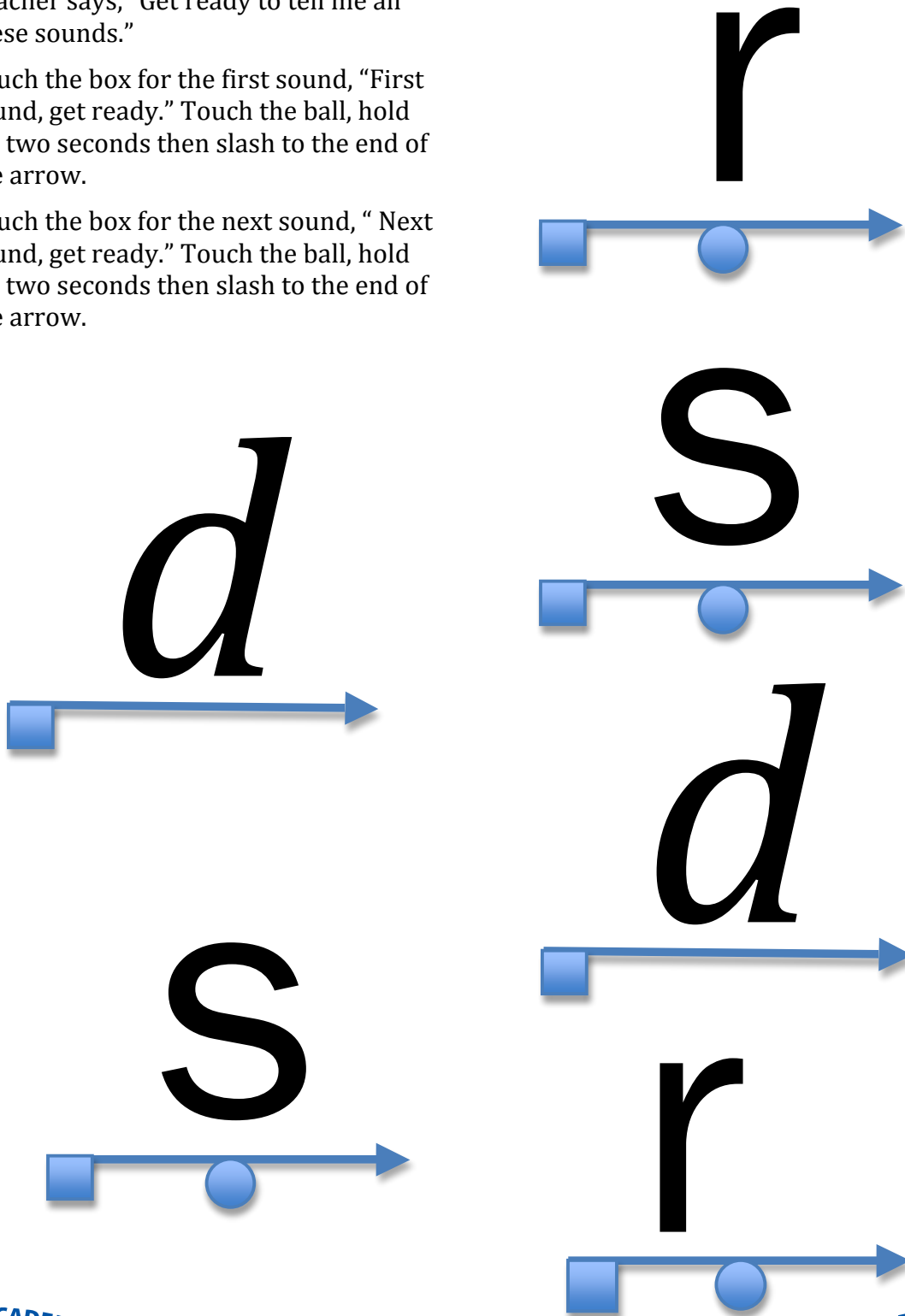
### Groups of Previously Taught Sounds

\*Note: new sounds are to be added only after they have been introduced and mastered as an individual sound. Be sure to continue to give practice with old sounds.

Teacher says, "Get ready to tell me all these sounds."

Touch the box for the first sound, "First sound, get ready." Touch the ball, hold for two seconds then slash to the end of the arrow.

Touch the box for the next sound, " Next sound, get ready." Touch the ball, hold for two seconds then slash to the end of the arrow.



### **Groups of Previously Taught Sounds**

\*Note: new sounds are to be added only after they have been introduced and mastered as an individual sound. Be sure to continue to give practice with old sounds.

### Groups of Previously Taught Sounds

\*Note: new sounds are to be added only after they have been introduced and mastered as an individual sound. Be sure to continue to give practice with old sounds.

Teacher says, "Get ready to tell me all these sounds."

Touch the box for the first sound, "First sound, get ready." Touch the ball, hold for two seconds then slash to the end of the arrow.

Touch the box for the next sound, " Next sound, get ready." Touch the ball, hold for two seconds then slash to the end of the arrow.

m



i



e



a



i



i



### **Groups of Previously Taught Sounds**

\*Note: new sounds are to be added only after they have been introduced and mastered as an individual sound. Be sure to continue to give practice with old sounds.



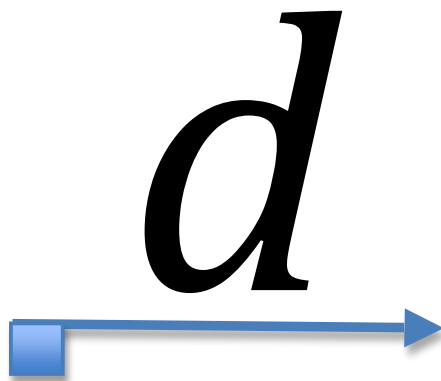


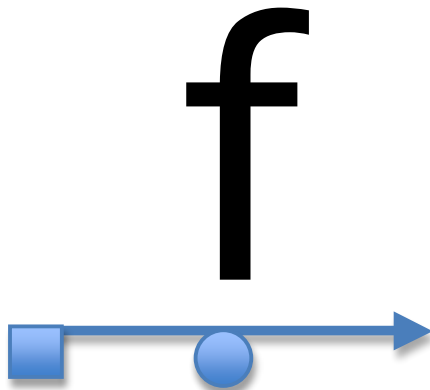
### Groups of Previously Taught Sounds

\*Note: new sounds are to be added only after they have been introduced and mastered as an individual sound. Be sure to continue to give practice with old sounds.

Teacher says, "Get ready to tell me all these sounds."

Touch the box for the first sound, "First sound, get ready." Touch the ball, hold for two seconds then slash to the end of the arrow.

Touch the box for the next sound, "Next sound, get ready." Touch the ball, hold for two seconds then slash to the end of the arrow.






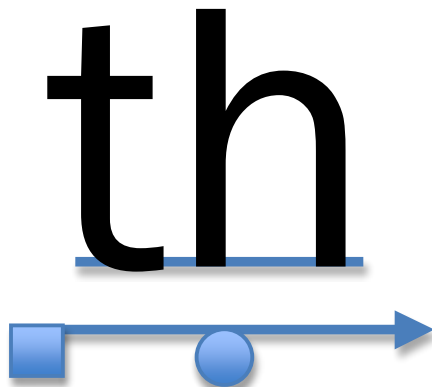


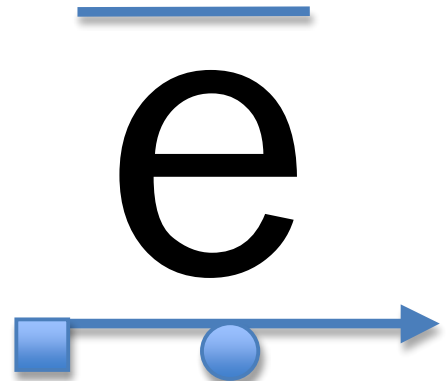
### Groups of Previously Taught Sounds

\*Note: new sounds are to be added only after they have been introduced and mastered as an individual sound. Be sure to continue to give practice with old sounds.

Teacher says, "Get ready to tell me all these sounds."

Touch the box for the first sound, "First sound, get ready." Touch the ball, hold for two seconds then slash to the end of the arrow.

Touch the box for the next sound, " Next sound, get ready." Touch the ball, hold for two seconds then slash to the end of the arrow.






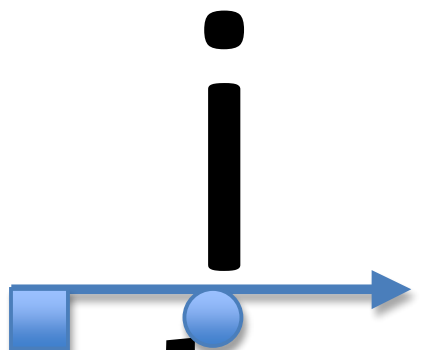

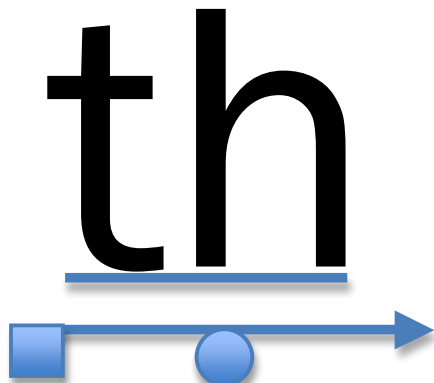

### Groups of Previously Taught Sounds

\*Note: new sounds are to be added only after they have been introduced and mastered as an individual sound. Be sure to continue to give practice with old sounds.

Teacher says, "Get ready to tell me all these sounds."

Touch the box for the first sound, "First sound, get ready." Touch the ball, hold for two seconds then slash to the end of the arrow.

Touch the box for the next sound, " Next sound, get ready." Touch the ball, hold for two seconds then slash to the end of the arrow.



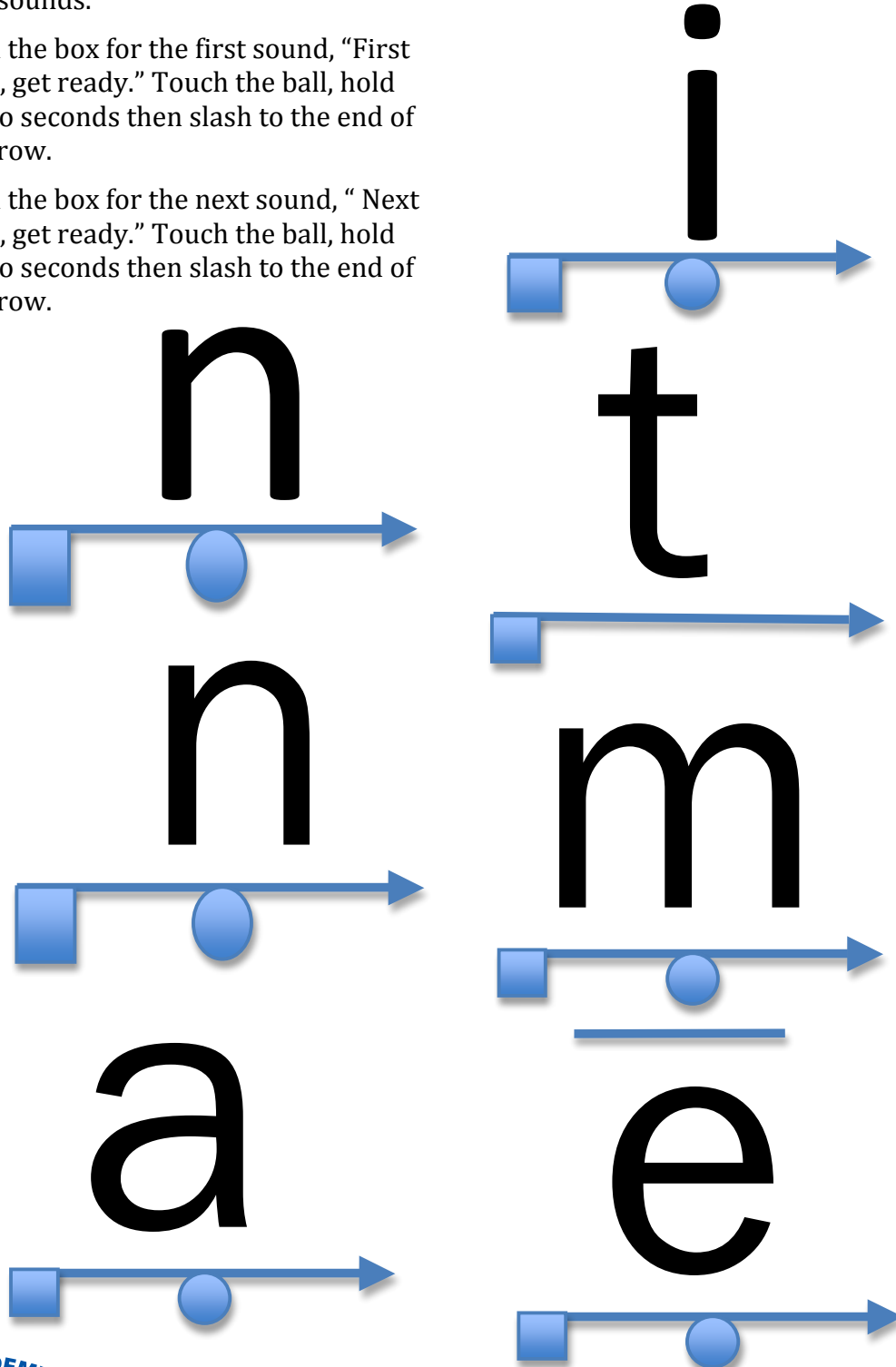
### Groups of Previously Taught Sounds

\*Note: new sounds are to be added only after they have been introduced and mastered as an individual sound. Be sure to continue to give practice with old sounds.

Teacher says, "Get ready to tell me all these sounds."

Touch the box for the first sound, "First sound, get ready." Touch the ball, hold for two seconds then slash to the end of the arrow.

Touch the box for the next sound, " Next sound, get ready." Touch the ball, hold for two seconds then slash to the end of the arrow.







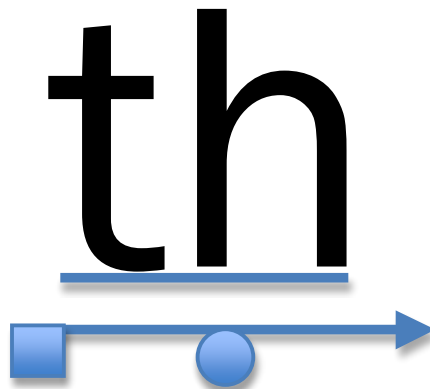
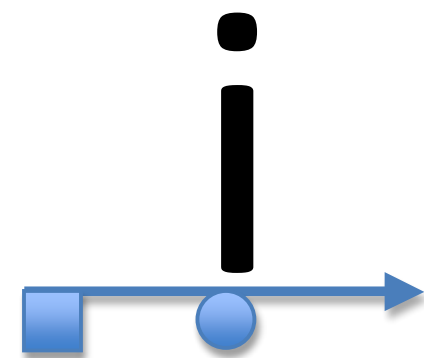



### Groups of Previously Taught Sounds

\*Note: new sounds are to be added only after they have been introduced and mastered as an individual sound. Be sure to continue to give practice with old sounds.

Teacher says, "Get ready to tell me all these sounds."

Touch the box for the first sound, "First sound, get ready." Touch the ball, hold for two seconds then slash to the end of the arrow.

Touch the box for the next sound, "Next sound, get ready." Touch the ball, hold for two seconds then slash to the end of the arrow.



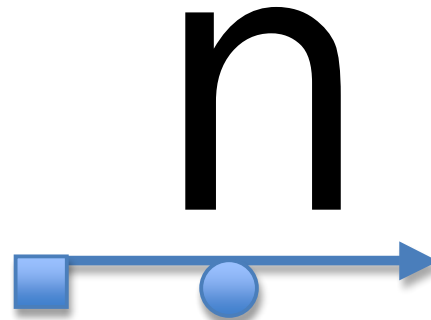


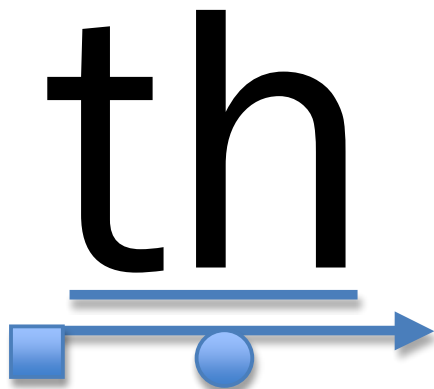
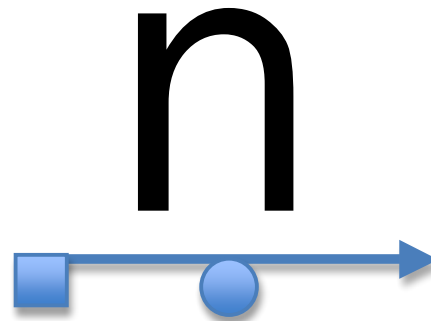


### Groups of Previously Taught Sounds

\*Note: new sounds are to be added only after they have been introduced and mastered as an individual sound. Be sure to continue to give practice with old sounds.

Teacher says, "Get ready to tell me all these sounds."

Touch the box for the first sound, "First sound, get ready." Touch the ball, hold for two seconds then slash to the end of the arrow.

Touch the box for the next sound, "Next sound, get ready." Touch the ball, hold for two seconds then slash to the end of the arrow.



### **Groups of Previously Taught Sounds**

\*Note: new sounds are to be added only after they have been introduced and mastered as an individual sound. Be sure to continue to give practice with old sounds.