

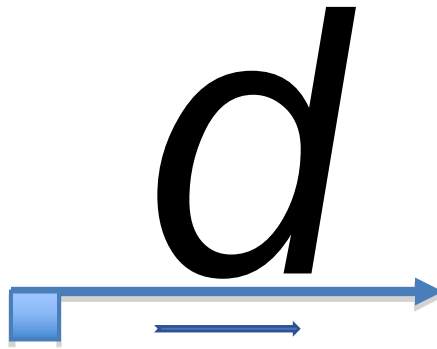
Fast Sounds

Teacher says, “We always say this sound fast. My turn to say this sound, **d**.” (Slash from the box to the end of the arrow when saying fast sounds.)

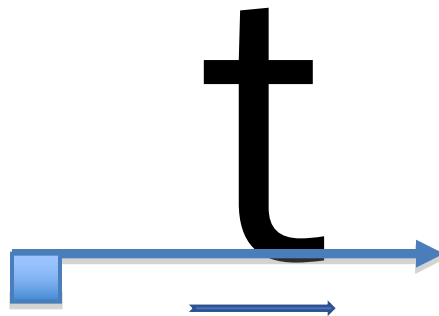
Teacher says, “Your turn. Say it fast (slash from the box to the end of the arrow). Yes, **d**.”

*Use same directions for all fast sounds

*Be careful to not add “uh” to the end of rough sounds. They should be quick, without added sounds.



□
L. 27



L. 41


Fast Sounds

Teacher says, “We always say this sound fast. My turn to say this sound, **d**.” (Slash from the box to the end of the arrow when saying fast sounds.)

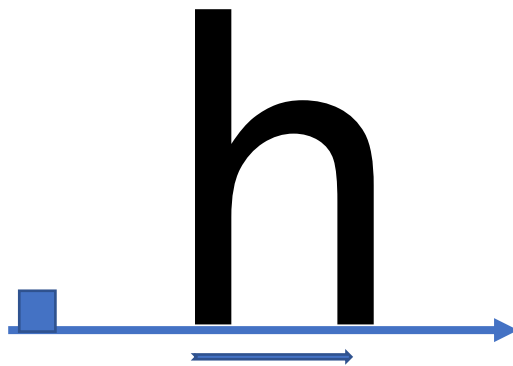
Teacher says, “Your turn. Say it fast (slash from the box to the end of the arrow). Yes, **d**.”

*Use same directions for all fast sounds

*Be careful to not add “uh” to the end of rough sounds. They should be quick, without added sounds.



L. 48



L. 61


Fast Sounds

Teacher says, “We always say this sound fast. My turn to say this sound, **d.**” (Slash from the box to the end of the arrow when saying fast sounds.)

Teacher says, “Your turn. Say it fast (slash from the box to the end of the arrow). Yes, **d.**”

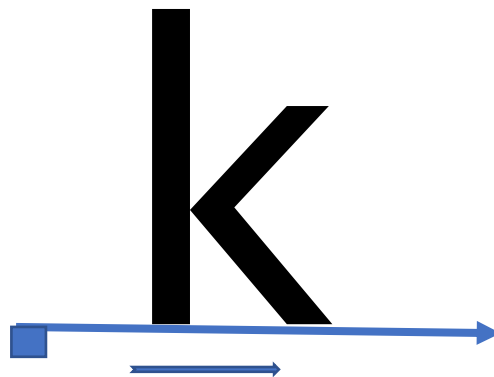
*Use same directions for all fast sounds

*Be careful to not add “uh” to the end of rough sounds. They should be quick, without added sounds.



□

L. 68



L. 92

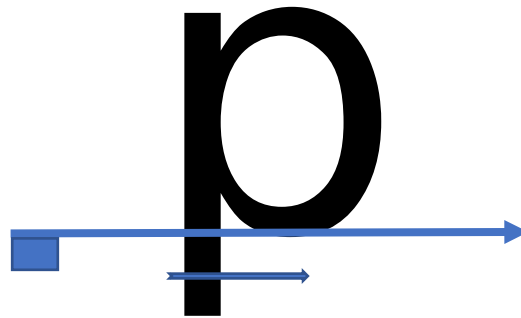
Fast Sounds

Teacher says, “We always say this sound fast. My turn to say this sound, **d.**” (Slash from the box to the end of the arrow when saying fast sounds.)

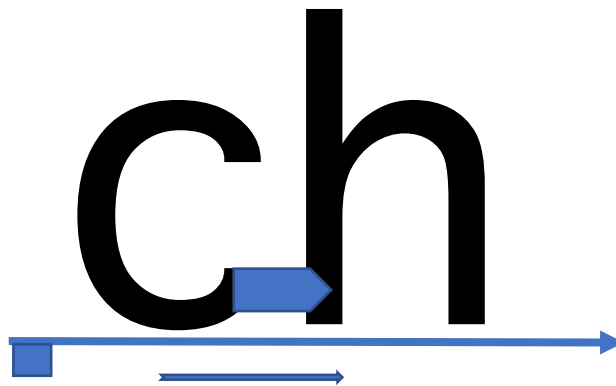
Teacher says, “Your turn. Say it fast (slash from the box to the end of the arrow). Yes, **d.**”

*Use same directions for all fast sounds

*Be careful to not add “uh” to the end of rough sounds. They should be quick, without added sounds.



L. 108



L. 113


Fast Sounds

Teacher says, “We always say this sound fast. My turn to say this sound, **d**.” (Slash from the box to the end of the arrow when saying fast sounds.)

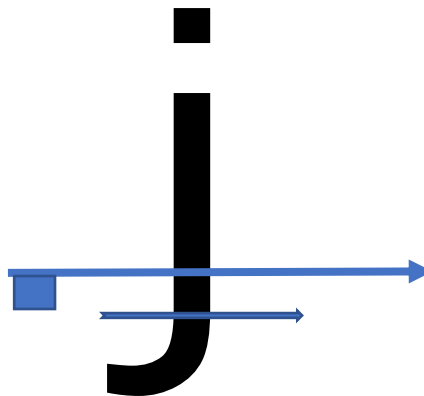
Teacher says, “Your turn. Say it fast (slash from the box to the end of the arrow). Yes, **d**.”

*Use same directions for all fast sounds

*Be careful to not add “uh” to the end of rough sounds. They should be quick, without added sounds.



L. 121



L. 145

Fast Sounds

Teacher says, “We always say this sound fast. My turn to say this sound, **d.**” (Slash from the box to the end of the arrow when saying fast sounds.)

Teacher says, “Your turn. Say it fast (slash from the box to the end of the arrow). Yes, **d.**”

*Use same directions for all fast sounds

*Be careful to not add “uh” to the end of rough sounds. They should be quick, without added sounds.

Fast Sounds

Teacher says, “We always say this sound fast. My turn to say this sound, **d.**” (Slash from the box to the end of the arrow when saying fast sounds.)

Teacher says, “Your turn. Say it fast (slash from the box to the end of the arrow). Yes, **d.**”

*Use same directions for all fast sounds

*Be careful to not add “uh” to the end of rough sounds. They should be quick, without added sounds.