

Review previously learned words before teaching new words.

Say the Sounds, Then Sound Out a word. FIRST DECODING OF WORDS

Teacher says, “This is the word, **am**. What word? (signal) Yes, **am!**”



Teacher says, “When you sound out **am**, (Point to **a**) what sound do you say first? Yes, **aaaa**.

(Point to **m**) What sound do you say next? Yes, **mmmm!**”

Touch the box, teacher says, “You are going to sound it out, then say it fast. Everybody, you will sound it out. (aaaammm) Then, Say it fast. The word is **am!**”

Get Ready. (Touch the box and move to the first ball, hold for two seconds, touch the next ball, hold for two seconds then slash to the end of the arrow. Repeat for each set.

*To signal a fast sound at the end of the word, slash your finger from the last ball to the end of the arrow.



L.s 28 - 29

Review previously learned words before teaching new words.

Say the Sounds, Then Sound Out a word. FIRST DECODING OF WORDS

Teacher says, “This is the word, **am**. What word? (signal) Yes, **am!**”

Teacher says, “When you sound out **am**, (Point to **a**) what sound do you say first? Yes, **aaaa**.


(Point to **m**) What sound do you say next? Yes, **mmmm!**”

Touch the box, teacher says, “You are going to sound it out, then say it fast. Everybody, you will sound it out. (aaaammmm) Then, Say it fast. The word is **am!**””

Get Ready. (Touch the box and move to the first ball, hold for two seconds, touch the next ball, hold for two seconds then slash to the end of the arrow. Repeat for each set.

*To signal a fast sound at the end of the word, slash your finger from the last ball to the end of the arrow.

REVIEW FIRST.



L.s 30-31

Review previously learned words before teaching new words.

Say the Sounds, Then Sound Out a word. FIRST DECODING OF WORDS

Teacher says, “This is the word, **am**. What word? (signal) Yes, **am!**”

Teacher says, “When you sound out **am**, (Point to **a**) what sound do you say first? Yes, **aaaa**.

(Point to **m**) What sound do you say next? Yes, **mmmm!**”

Touch the box, teacher says, “You are going to sound it out, then say it fast. Everybody, you will sound it out. (aaaammmm) Then, Say it fast. The word is **am!**”

Get Ready. (Touch the box and move to the first ball, hold for two seconds, touch the next ball, hold for two seconds then slash to the end of the arrow. Repeat for each set.

*To signal a fast sound at the end of the word, slash your finger from the last ball to the end of the arrow.

REVIEW FIRST



L.s 32,33, 34

Review previously learned words before teaching new words.

Say the Sounds, Then Sound Out a word. FIRST DECODING OF WORDS

Teacher says, “This is the word, **am**. What word? (signal) Yes, **am!**”

Teacher says, “When you sound out **am**, (Point to **a**) what sound do you say first? Yes, **aaaa**.

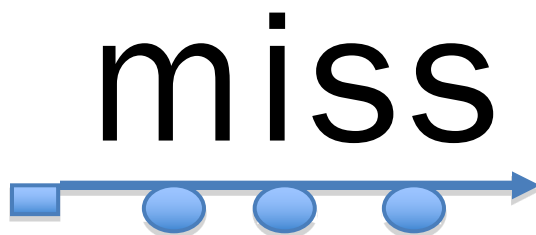
(Point to **m**) What sound do you say next? Yes, **mmmm!**”

Touch the box, teacher says, “You are going to sound it out, then say it fast. Everybody, you will sound it out. (aaaammm) Then, Say it fast. The word is **am!**”

Get Ready. (Touch the box and move to the first ball, hold for two seconds, touch the next ball, hold for two seconds then slash to the end of the arrow. Repeat for each set.

*To signal a fast sound at the end of the word, slash your finger from the last ball to the end of the arrow.

REVIEW FIRST



L.S 35,36, 37

Review previously learned words before teaching new words.

Say the Sounds, Then Sound Out a word. FIRST DECODING OF WORDS

Teacher says, “This is the word, **am**. What word? (signal) Yes, **am!**”

Teacher says, “When you sound out **am**, (Point to **a**) what sound do you say first? Yes, **aaaa**.

(Point to **m**) What sound do you say next? Yes, **mmmm!**”

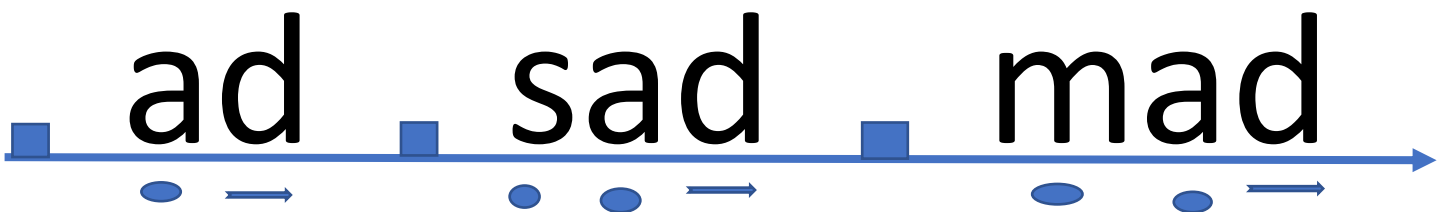

Touch the box, teacher says, “You are going to sound it out, then say it fast. Everybody, you will sound it out. (aaaammmm) Then, Say it fast. The word is **am!**”

Get Ready. (Touch the box and move to the first ball, hold for two seconds, touch the next ball, hold for two seconds then slash to the end of the arrow. Repeat for each set.

*To signal a fast sound at the end of the word, slash your finger from the last ball to the end of the arrow.

REVIEW FIRST

“These rhyme”



L.s 38,39

Review previously learned words before teaching new words.

Say the Sounds, Then Sound Out a word. FIRST DECODING OF WORDS

Teacher says, “This is the word, **am**. What word? (signal) Yes, **am!**”

Teacher says, “When you sound out **am**, (Point to **a**) what sound do you say first? Yes, **aaaa**.


(Point to **m**) What sound do you say next? Yes, **mmmm!**”

Touch the box, teacher says, “You are going to sound it out, then say it fast. Everybody, you will sound it out. (aaaammm) Then, Say it fast. The word is **am!**”

Get Ready. (Touch the box and move to the first ball, hold for two seconds, touch the next ball, hold for two seconds then slash to the end of the arrow. Repeat for each set.

*To signal a fast sound at the end of the word, slash your finger from the last ball to the end of the arrow.

REVIEW FIRST



L, 40