

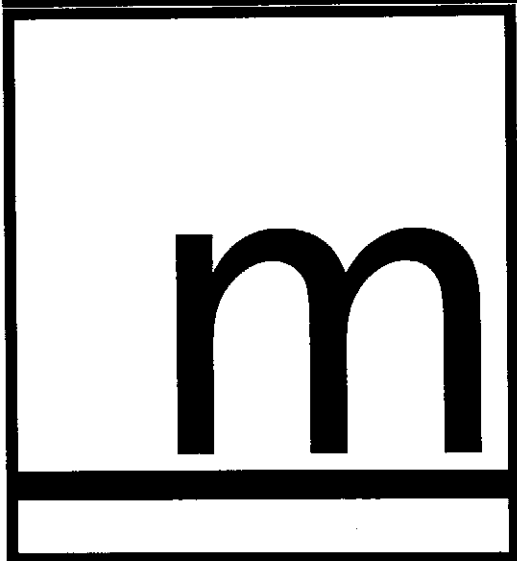
PRACTICE HANDWRITING

For: Teach Your Child to Read in 100 Easy Lessons
Lessons 1-4

Arthur Academy


Mastery Learning Institute | [Company Address]

Lesson 1. Say the sound, trace, copy



Directions: "With pencil, touch dot to start and slowly trace inside the lines, slowly saying the sounds."

Lesson Ex.1. Say the sound, trace, copy.



Directions: "With pencil, touch dot to start and slowly trace inside the lines, slowly saying the sounds."

Lesson 2. Say the sound, trace, copy

m



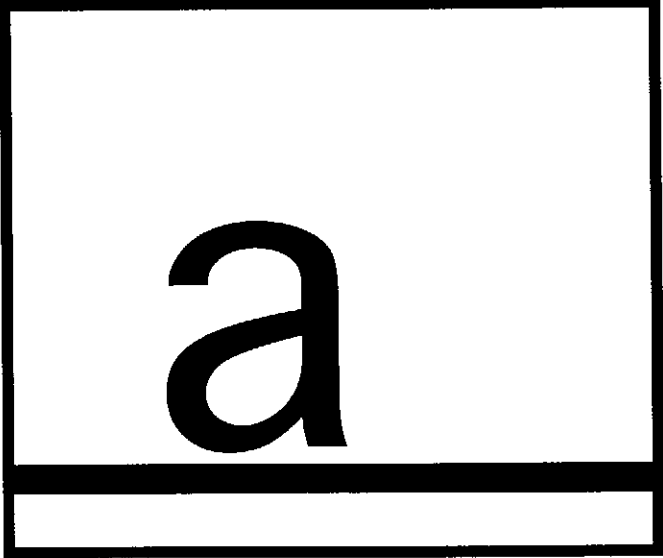
Directions: "With pencil, touch dot to start and slowly trace inside the lines, slowly saying the sounds."

Lesson Ex.2 . Say the sound, trace, copy.



Directions: "With pencil, touch dot to start and slowly trace inside the lines, slowly saying the sounds."

Lesson. 3. Say the sound, trace and copy



Directions: "With pencil, touch dot to start and slowly trace inside the lines, slowly saying the sounds."

Lesson Ex. 3. Say the sounds, trace and copy.

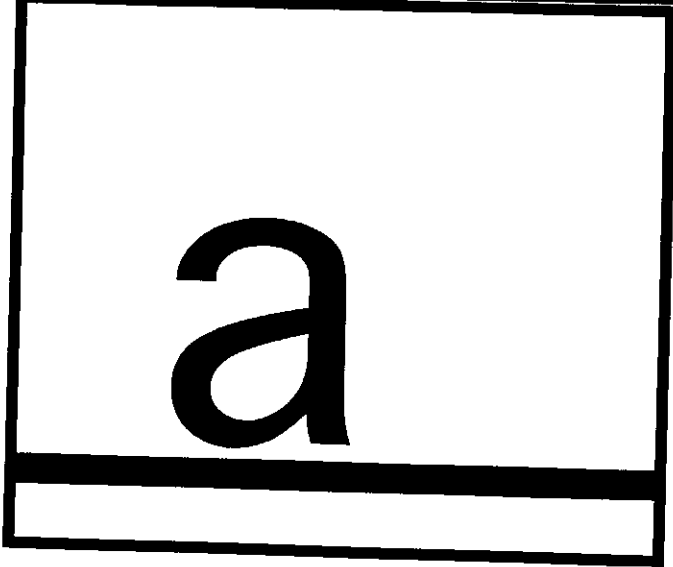
am

• • • • •

• • • • •

Directions: "With pencil, touch dot to start and slowly trace inside the lines, slowly saying the sounds."

Lesson. 4. Say the sound, trace and copy



Directions: "With pencil, touch dot to start and slowly trace inside the lines, slowly saying the sounds."

Lesson. Ex 4. Say the sound, trace and copy

sa

• • •

• • • •

• • • • •



Directions: "With pencil, touch dot to start and slowly trace inside the lines, slowly saying the sounds."